

2022

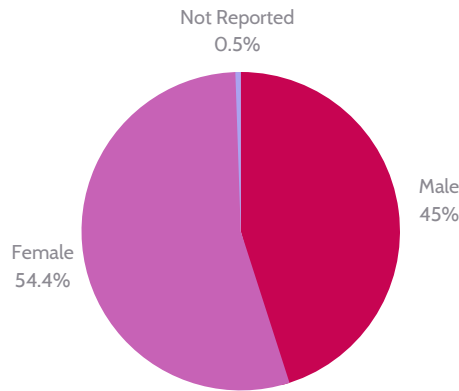
**ANNUAL
REPORT**



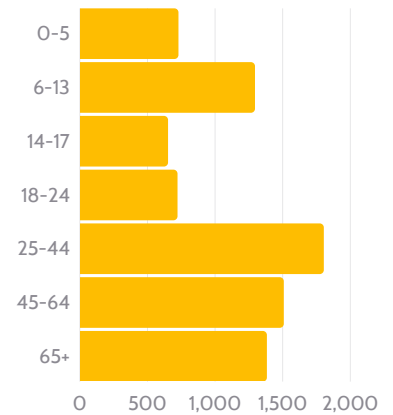
WHO WE SERVE

In 2022, we served
8,123
 Individuals

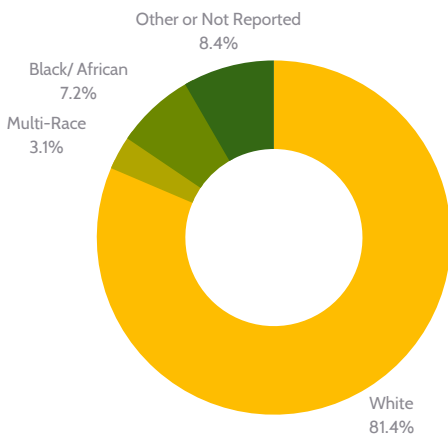
Gender



Age



Race



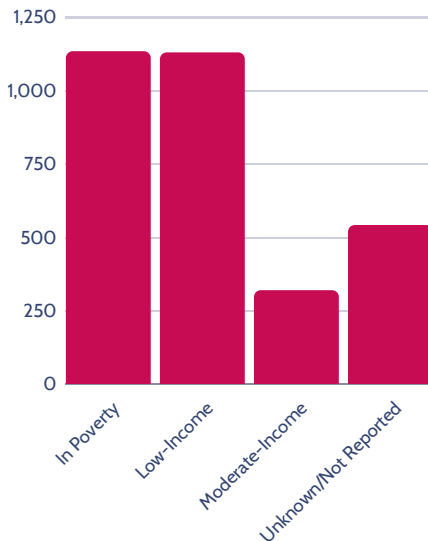
Ethnicity



338

Of the 3,122 households we serve are led by single parents

Poverty Status According to Annual Household Income



	Definition	Individual Income	Family of 4 Income
In Poverty	100 % of Poverty	\$13,590	\$27,750
Low-Income	101-200% of Poverty	\$27,180	\$55,500
Moderate-Income	201-300% of Poverty	\$40,770	\$83,250

The poverty guidelines are a federal poverty measure that is issued each year by the Department of Health and Human Services (HHS). The guidelines are used for administrative purposes — for instance, determining financial eligibility for programming. By reviewing the table above, you'll see a range of household income for a family to be considered in poverty, low-income, or moderate-income.

THE FOUR PILLARS OF OUR PROGRAMMING

SELF-SUFFICIENCY

| MNsure Navigation | Senior Assisted Transportation |
| Senior Homemaker | Tax Preparation | Thrift Shop |

HOUSING

Energy Assistance	Foreclosure Prevention
Homebuyer Counseling & Training	Home Repair Loans
Transitional Housing	Weatherization

NUTRITION

| Backpack Program | Emergency Food Box Network | Food Shelf |
| Mobile Food Shelf | WIC |

EDUCATION

| Head Start | Early Head Start |

OUR MISSION


Working in partnership with the community to empower residents to improve their physical, social and economic well-being.



RESULTS THAT MATTER

We are committed to providing programs that make a difference in people's lives.

197 Head Start children demonstrated skills for school readiness



2,165 households reported improved financial well-being




21 homeless individuals were able to obtain safe temporary shelter



788 WIC individuals demonstrated increased nutrition skills



83 Energy Assistance Clients had their furnace repaired or replaced



312 adults over the age of 65 maintained an independent living situation



1,424 Food Security clients received nutritious food.



395 Weatherization clients improved the energy efficiency of their home



181 MNsure Clients were able to get Health Insurance



\$694,123 in tax returns filed



172 WCCA clients helped improve conditions in the community



A YEAR IN REVIEW



WCCA Welcomes a New Executive Director

On May 31, 2022, WCCA welcomed Carrie Tripp as the new Executive Director. Carrie will approve what story I write about her and make sure that I don't flatter her too much while still being informative.

181

MNsure
Clients were
able to get
Health Insurance



Public Health Emergency Impacts MA and MNCare Recipients

The Public Health Emergency continued into 2022 and the state did not require MA and MNCare recipients to complete the renewal process. However, these recipients still needed help navigating the process. Over 400 people worked with WCCA's MNsure Navigators for coaching and advice.

788

WIC individuals demonstrated
increased nutrition skills



WIC Helps Navigate the Formula Recall

Families felt the pain of the 2022 Similac formula recall at every socioeconomic level. The State WIC Association was able to expand the substitution lists, but it was still difficult for people to find formula at all. One WIC client was told that it would take 6 months for her order of specialty formula to be filled. The WCCA WIC staff were able to help navigate the process and get the order in just two weeks.

1,424

Food Security
clients received
nutritious
food.



Changing Food Shelf Demographics

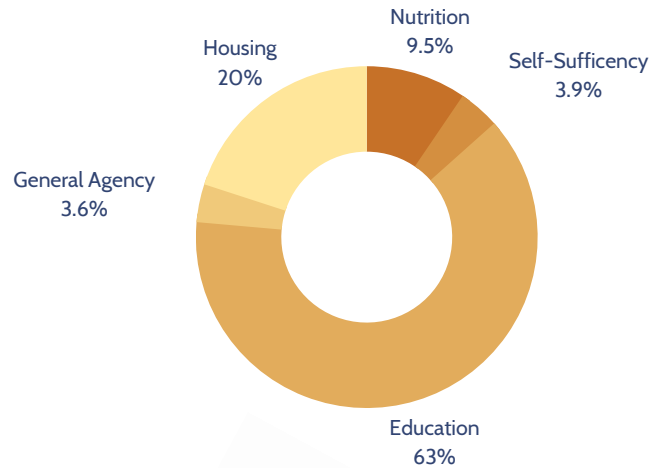
As inflation continued to raise the prices at grocery stores. Large families turned to the food shelf for support. "We started to see new families who had 3 or more children." shared Food Shelf Manager, Tammy Prestidge. "They just can't keep up with the costs of nutritious items in the stores. This year has been hard on everyone."

FINANCIAL OVERVIEW

Revenue

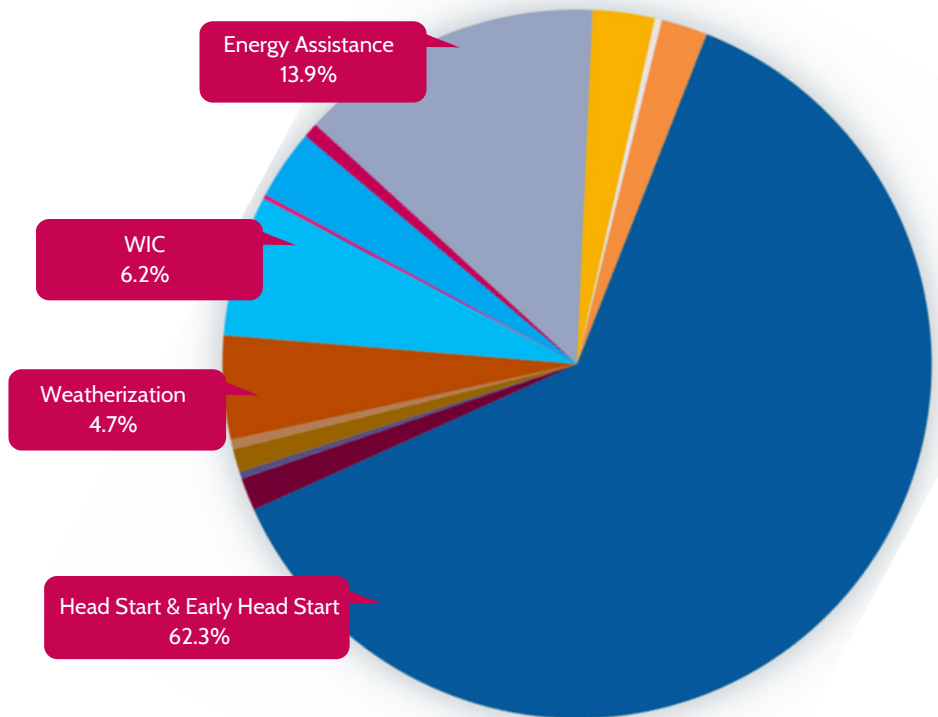
WCCA is a private non-profit that utilizes grants and donations to provide services needed in our community. The data below outlines where the funding originated and the pie chart outlines the funding received by each program pillar.

Federal Grants	\$4,128,650 (72.3%)
State Grants	\$674,078 (11.8%)
Local Grants	\$66,937 (1.2%)
Other Local Revenue	\$39,643 (0.7%)
Other Revenue	\$137,006 (2.4%)
In-Kind	\$663,535 (11.6%)



Expenses

■ Aging Services.....	\$185,214 (3.2%)
■ COVID Response	\$39,006 (0.7%)
■ Energy Assistance	\$801,325 (13.9%)
■ Food Security	\$162,574 (2.8%)
■ Foreclosure	\$18,712 (0.3%)
■ General Agency Support & Special Projects	\$121,390 (2.1%)
■ Head Start & Early Head Start	\$3,587,344 (62.3%)
■ Home Buyer Services	\$9,506 (0.2%)
■ MNsure Navigator Services	\$85,516 (1.5%)
■ Tax Prep	\$25,286 (0.4%)
■ Thrift Shop	\$18,734 (0.3%)
■ Transitional Housing	\$60,577 (1.1%)
■ Weatherization	\$272,529 (4.7%)
■ WIC	\$371,442 (6.4%)



*** Expenses do not include In-Kind***

Additional financial information can be obtained by reviewing a copy of our audited financial statements in our office.

NATIONWIDE, AGENCIES LIKE OURS MAKE

THE COMMUNITY ACTION PROMISE

Community Action changes people's lives, embodies the spirit of hope, improves communities, and makes America a better place to live. *We care about the entire community* and we are dedicated to helping people help themselves and each other.



CONTACT INFORMATION



130 Division Street W
PO Box 787
Maple Lake, MN 55358



wcca@wccaweb.com



www.wccaweb.com



Phone: (320) 963-6500
Fax: (320) 963-5745

LOCATIONS

Main Office Location

Maple Lake

Food Shelf & Thrift Shop

Waverly

WIC Clinics

Buffalo

Howard Lake

Monticello

Head Start Locations

Annandale

Buffalo

Delano

Howard Lake

Monticello

Montrose

Mound

Rogers

WCCA

WRIGHT COUNTY COMMUNITY ACTION

